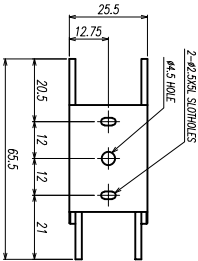
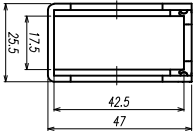
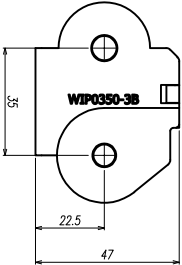
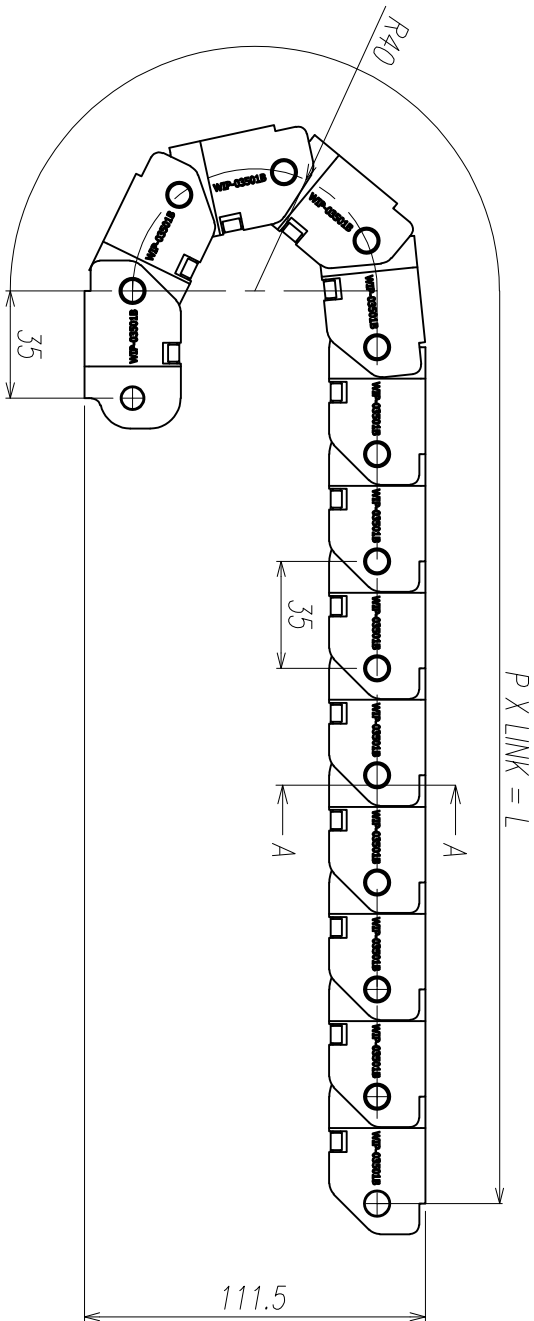


General tolerances											
Machined Constructions (DIN EN ISO 13920-B)						Machining (DIN 7168-m)					
2	30	120	400	1000	2000	0.5	3	6	30	120	400
30	120	400	1000	2000	4000	3	6	30	120	140	1000
F1	F2	F3	F4	F6	F0.1	F0.1	F0.2	F0.3	F0.5	F0.8	

기호	일자	반영내역	설계번호	검토	승인
MARK	DATE	DETAIL OF REVISION(CO.ZONE)	E.C.NO.	CHK	APP
△	-	-			
△	-	-			
△	-	-			



VIEW B
FIX BRACKET(S=1:1)

SECTION A-A (S=1:1)

NO.	DESCRIPTION	SIZE	UNIT	TOTAL	REMARKS
CUSTOMER					
8	WARD				
9	WARD				
10	WARD				
11	WARD				
12	WARD				
13	WARD				
14	WARD				
15	WARD				
16	WARD				
17	WARD				
18	WARD				
19	WARD				
20	WARD				
21	WARD				
22	WARD				
23	WARD				
24	WARD				
25	WARD				
26	WARD				
27	WARD				
28	WARD				
29	WARD				
30	WARD				
31	WARD				
32	WARD				
33	WARD				
34	WARD				
35	WARD				
36	WARD				
37	WARD				
38	WARD				
39	WARD				
40	WARD				
41	WARD				
42	WARD				
43	WARD				
44	WARD				
45	WARD				
46	WARD				
47	WARD				
48	WARD				
49	WARD				
50	WARD				
51	WARD				
52	WARD				
53	WARD				
54	WARD				
55	WARD				
56	WARD				
57	WARD				
58	WARD				
59	WARD				
60	WARD				
61	WARD				
62	WARD				
63	WARD				
64	WARD				
65	WARD				
66	WARD				
67	WARD				
68	WARD				
69	WARD				
70	WARD				
71	WARD				
72	WARD				
73	WARD				
74	WARD				
75	WARD				
76	WARD				
77	WARD				
78	WARD				
79	WARD				
80	WARD				
81	WARD				
82	WARD				
83	WARD				
84	WARD				
85	WARD				
86	WARD				
87	WARD				
88	WARD				
89	WARD				
90	WARD				
91	WARD				
92	WARD				
93	WARD				
94	WARD				
95	WARD				
96	WARD				
97	WARD				
98	WARD				
99	WARD				
100	WARD				