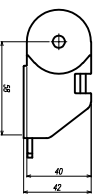
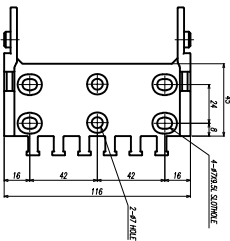
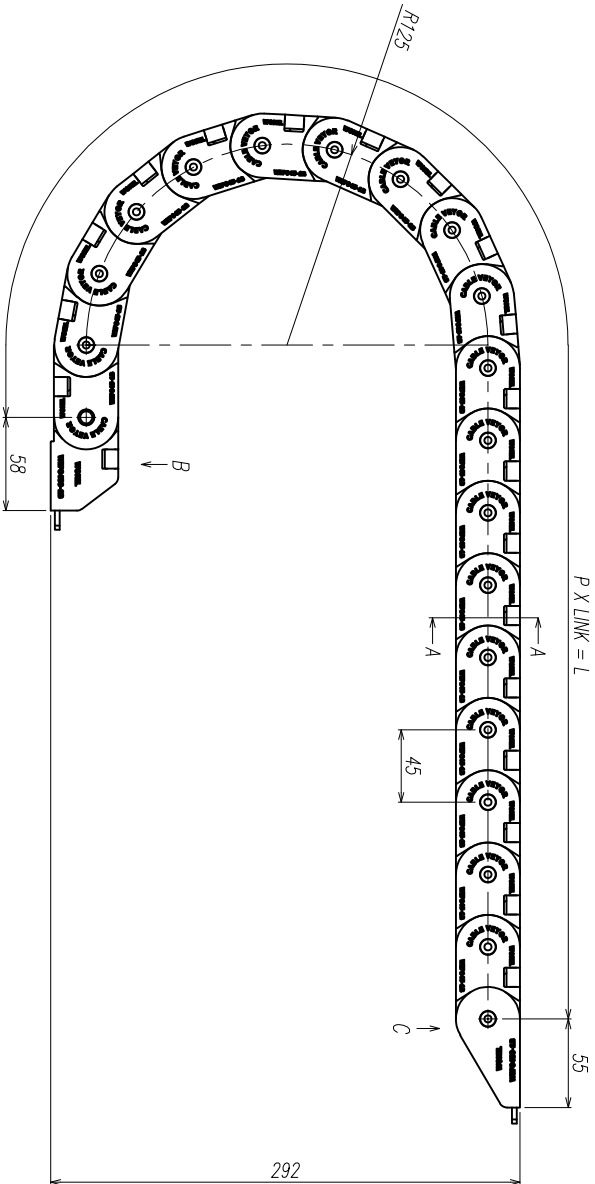
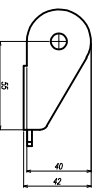
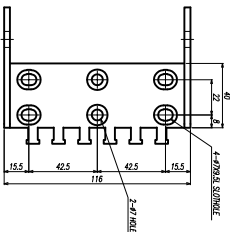


General tolerances											
Machined Constructions (DIN EN ISO 13920-B)						Machining (DIN 7168-m)					
2	30	120	400	1000	2000	0.5	3	6	30	120	400
30	120	400	1000	2000	4000	3	6	30	120	140	1000
±1	±2	±2	±3	±4	±6	±0.1	±0.1	±0.2	±0.3	±0.5	±0.8

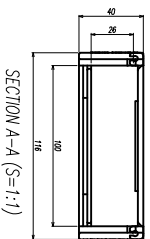
기호	문자	반영내역	참조번호	검토	승인
MARK	DATE	DETAIL OF REVISION(CO.ZONE)	E.C.NO.	CHK	APP
△	-	-			
△	-	-			
△	-	-			



VIEW B
FIX BRACKET(S=1:1)



VIEW C
MOVE BRACKET(S=1:1)



제출	용도	기호	수량	소재	재료	단위	총량	잔량	비고
NO.	DESCRIPTION	SIZE	UNIT	TOTAL	REMAIN	TOTAL	W.T(㎏)		REMARKS
CUSTOMER									
81	KBWB								
82	NH-KW								
83	APP	24.02.19							
84	OK	24.02.19							
85	NH-KW								
86	OK	24.02.19							
87	NH-KW								
88	OK	24.02.19							
89	NH-KW								
90	OK	24.02.19							
91	NH-KW								
92	OK	24.02.19							
93	NH-KW								
94	OK	24.02.19							
95	NH-KW								
96	OK	24.02.19							
97	NH-KW								
98	OK	24.02.19							
99	NH-KW								
100	OK	24.02.19							

KBBE Co., Ltd.