General tolerances											
Welded Constructions (DIN EN ISO 13920-B)						Machining (DIN 7168-m)					
2 ~ 30	30 ~ 120	120 ~ 400	400 ~ 1000	1000 ~ 2000	2000 ~ 4000	0.5 ~ 3	3 ~ 6	6 ~ 30	30 ~ 120	120 ~ 140	400 ~ 1000
±1	±2	±2	±3	±4	±6	±0.1	±0.1	±0.2	±0.3	±0.5	±0.8

기호 MARK	일자 DATE	변 경 내 역 DETAIL OF REVISION(E.C ZONE)	설계변호 E.C NO.	설계 DGN	검토 CHK	승인 APP
0	-	-				
1	-	-				
2	-	-				

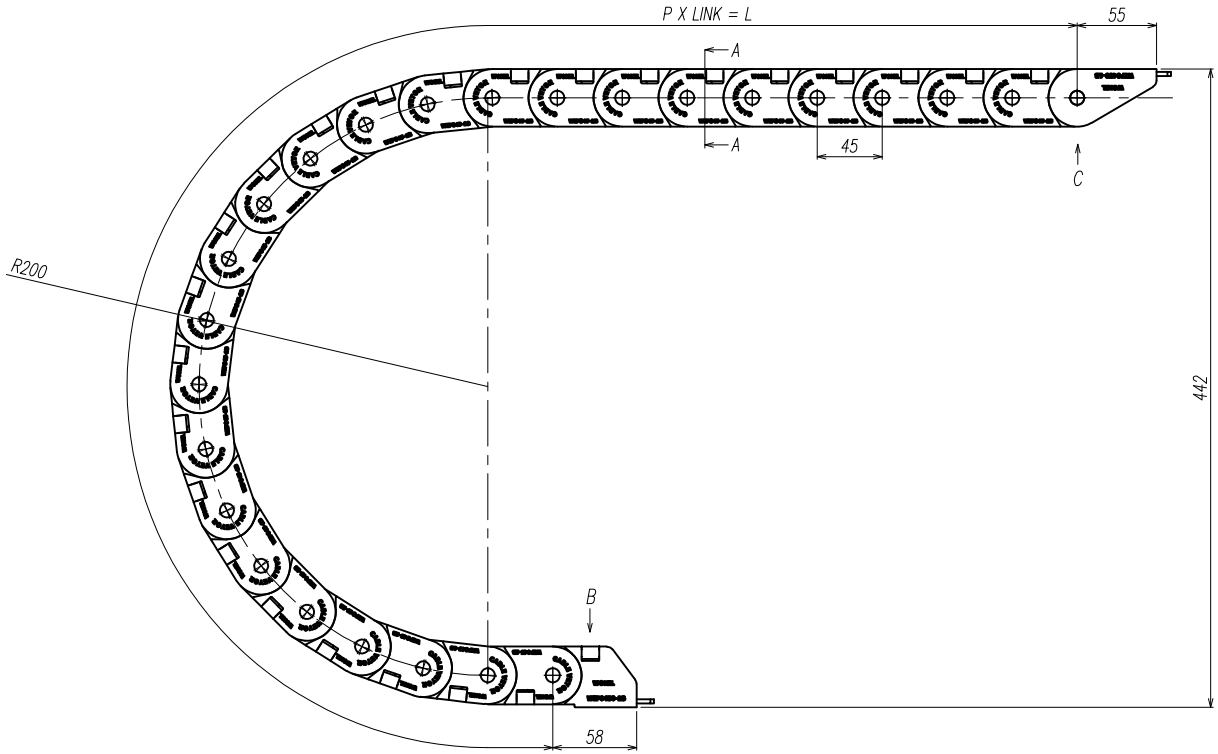

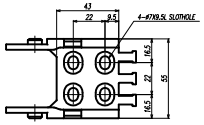

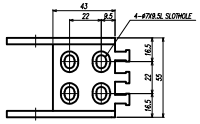

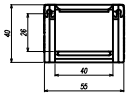

SECTION A-A (S=1:1)

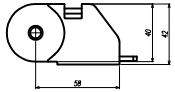

VIEW B
FIX BRACKET(S=1:1)

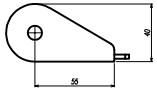

VIEW C
MOVE BRACKET(S=1:1)

도면 NO.	품 명 DESCRIPTION	치 수 SIZE	재 질 MATERIAL	UNIT	TOTAL Q'TY (수량)	PER UNIT	TOTAL W.T (중량)	비 고 REMARKS
CUSTOMER & YARD	-							

승인 APP	N.H KIM '24.02.19	명 칭 TITLE	WIP0450-R200-1B		
검도 CHK		도면번호 DWG NO.	-	SHEET 1 of 1	SIZE A3
설계 DGN	N.H KIM '24.02.19	KBBE Co.,Ltd.			SCALE N/S
제도 DRW	T.I KIM '24.02.19				0

본 도면은 당사 재산으로서 허가없이 무단복사/배포 금지함. PROPERTY OF ISSUING ENTITY. CANNOT BE DISTRIBUTED OR REPRODUCED WITHOUT AUTHORIZATION.