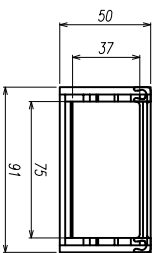
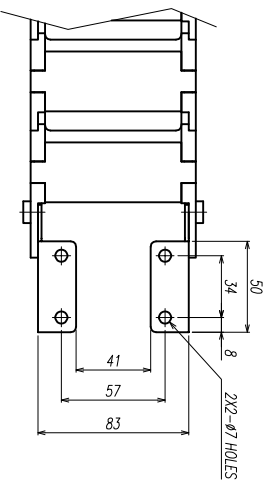
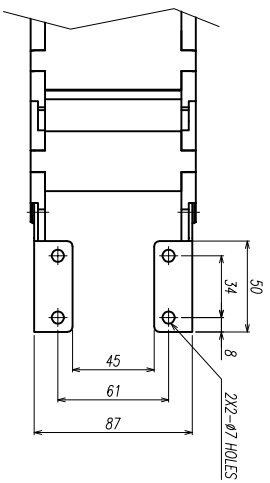
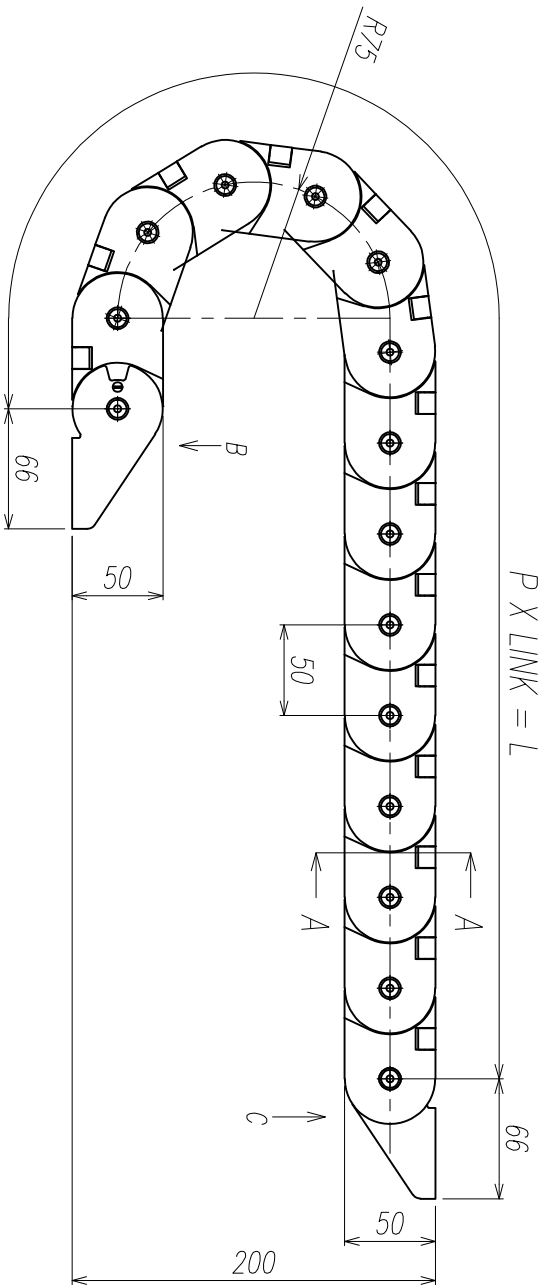


General tolerances											
Machined Constructions (DIN EN ISO 13920-B)						Machining (DIN 7168-m)					
2	30	120	400	1000	2000	0.5	3	6	30	120	400
30	120	400	1000	2000	4000	3	6	30	120	140	1000
F1	F2	F3	F4	F6	F0.1	F0.1	F0.2	F0.3	F0.5	F0.8	

기호	일자	비고	제출일자	제출일자	제출일자
MARK	DATE	DETAIL OF REVISION (C. ZONE)	E.C. NO.	DATE	DATE
△	-	-	-	-	-
△	-	-	-	-	-
△	-	-	-	-	-



제출	제출	제출	제출	제출	제출
NO.	DESCRIPTION	SIZE	MATERIAL	UNIT	TOTAL
CUSTOMER					
KWB					
제출	제출	제출	제출	제출	제출
APP	DATE	DATE	DATE	DATE	DATE
25	24.02.19	24.02.19	24.02.19	24.02.19	24.02.19
OK	OK	OK	OK	OK	OK
제출	제출	제출	제출	제출	제출
DATE	DATE	DATE	DATE	DATE	DATE
24.02.19	24.02.19	24.02.19	24.02.19	24.02.19	24.02.19
제출	제출	제출	제출	제출	제출
DATE	DATE	DATE	DATE	DATE	DATE
24.02.19	24.02.19	24.02.19	24.02.19	24.02.19	24.02.19
KBBE Co., Ltd.					
REMARKS					
WIPRO-RTS-W/S					
SHEET 1 of 1					
SCALE N/S					