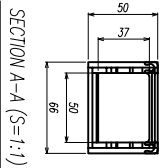
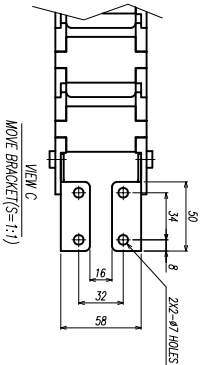
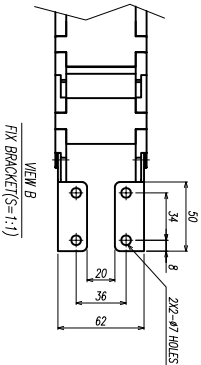
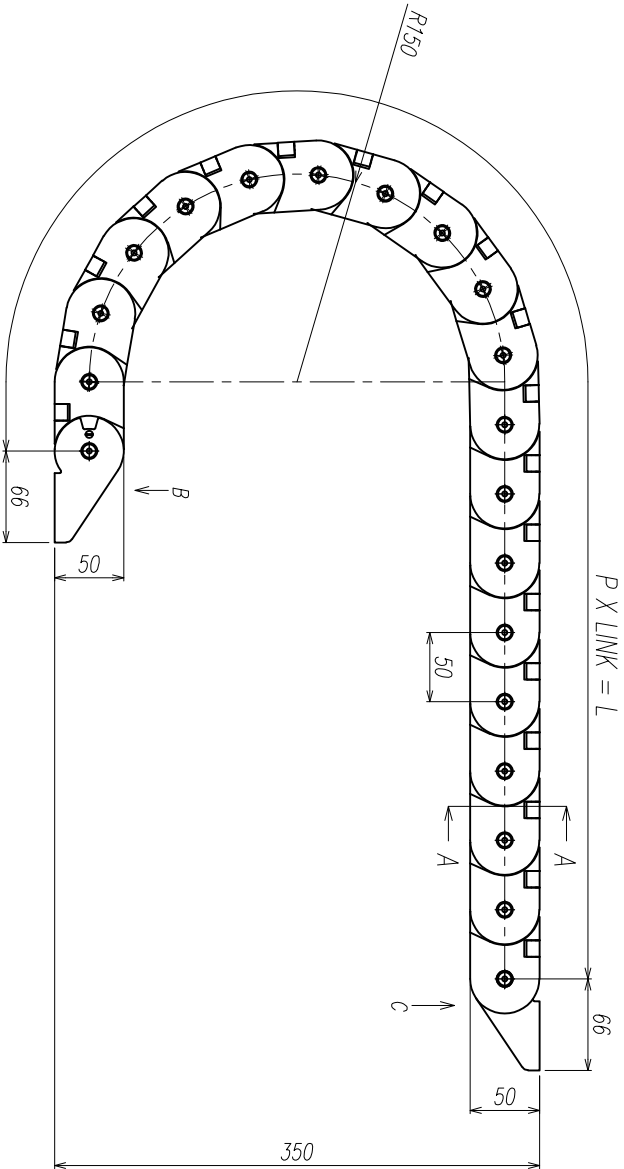


General tolerances											
Machined Constructions (DIN EN ISO 13920-B)						Machining (DIN 7168-m)					
2	30	120	400	1000	2000	0.5	3	6	30	120	400
30	120	400	1000	2000	4000	3	6	30	120	140	1000
±1	±2	±2	±3	±4	±6	±0.1	±0.1	±0.2	±0.3	±0.5	±0.8

기호	일자	반영내역	설계번호	검토	승인
MARK	DATE	DETAIL OF REVISION(COZONE)	E.C. NO.	DSN	CHK
△	-	-			
△	-	-			
△	-	-			



NO.		DESCRIPTION		SIZE		MATERIAL		UNIT	TOTAL	PERMANENT	TOTAL	REMARKS
		冊 数	面 数	尺 寸				QTY (个)				備 考
CUSTOMER												
8. YARD												
8.1. N.H. NO.		WIP050-R150-W50										
8.2. APP		24.02.19										
8.3. CHK		DSN NO.										
8.4. DSN		24.02.19										
8.5. TIT		N.H. NO.										
8.6. TIT		24.02.19										
KBBE Co., Ltd.												
SCALE												
N/S												
△												