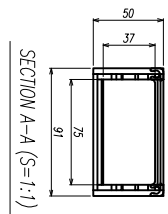
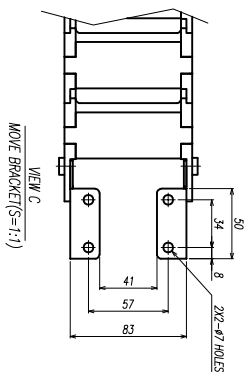
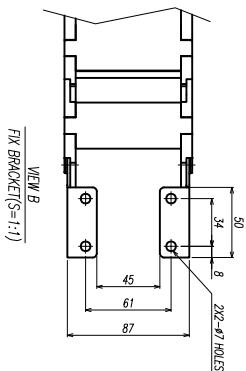
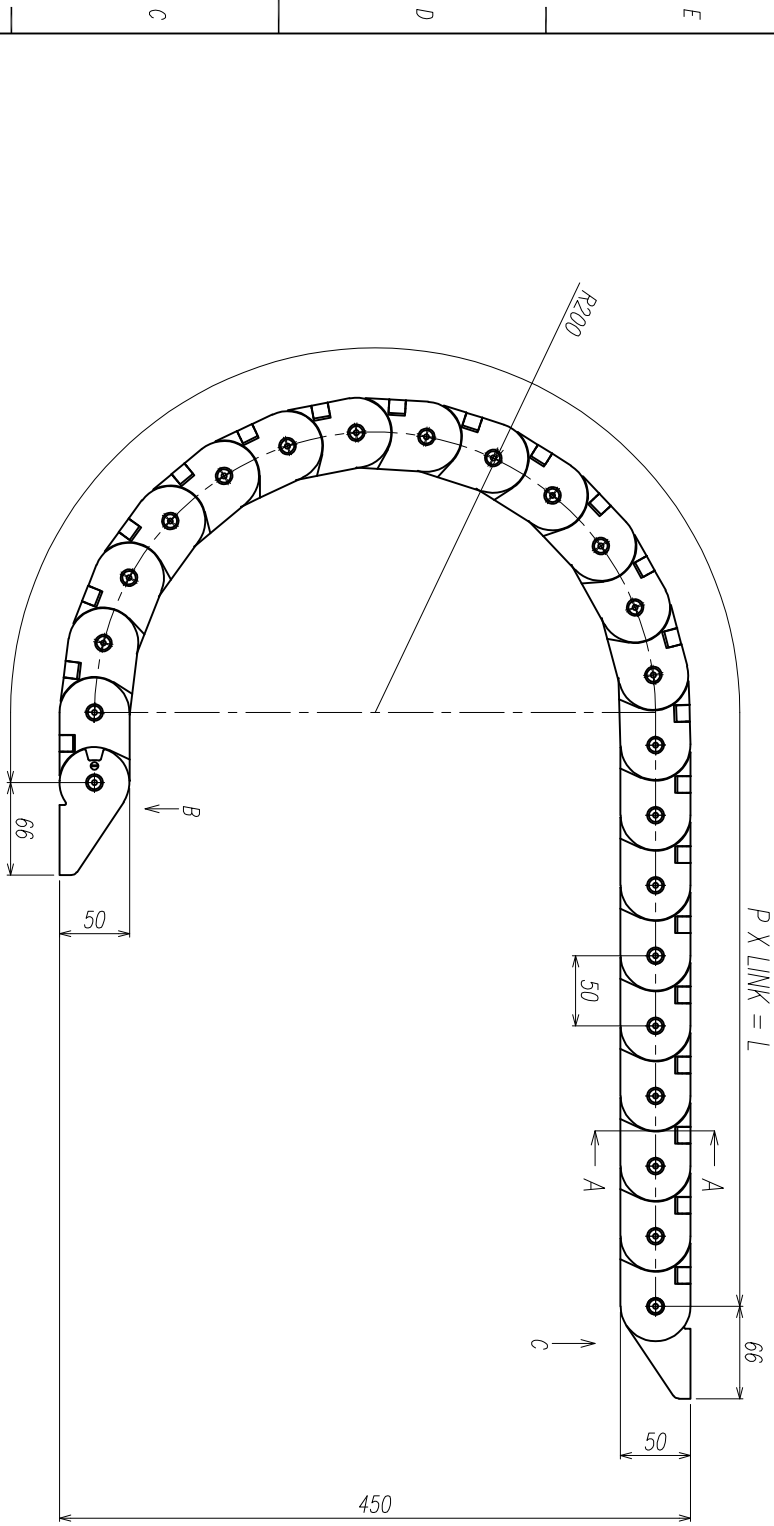


General tolerances											
Machined Constructions (DIN EN ISO 13920-B)						Machining (DIN 7168-m)					
2	30	120	400	1000	2000	0.5	3	6	30	120	400
30	120	400	1000	2000	4000	3	6	30	120	140	1000
±1	±2	±2	±3	±4	±6	±0.1	±0.1	±0.2	±0.3	±0.5	±0.8

기호	문자	반영내역	상세번호	검토	승인
MARK	DATE	DETAIL OF REVISION (C ZONE)	E.C. NO.	CHK	APP
△	-	-			
△	-	-			
△	-	-			



CUSTOMER & YARD									
제출 NO.	제출 DESCRIPTION	제출 SIZE	제출 UNIT	제출 TOTAL	제출 REMARKS				
제출 APP <td colspan="2">제출 TITLE</td> <td colspan="7">제출 WIPRO-120-W/S</td>	제출 TITLE		제출 WIPRO-120-W/S						
제출 CHK <td>제출 DATE<td colspan="2">제출 SHEET</td><td colspan="6" rowspan="3">제출 1 of 1</td></td>	제출 DATE <td colspan="2">제출 SHEET</td> <td colspan="6" rowspan="3">제출 1 of 1</td>	제출 SHEET		제출 1 of 1					
제출 DATE <td>제출 TITLE</td> <td colspan="2">제출 SCALE</td>	제출 TITLE	제출 SCALE							
제출 DATE <td>제출 TITLE<td colspan="2">제출 N/S</td></td>	제출 TITLE <td colspan="2">제출 N/S</td>	제출 N/S							

KBBE Co., Ltd.

△