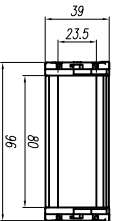
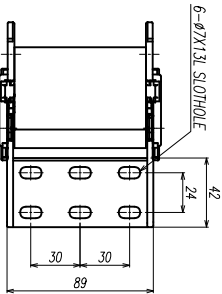
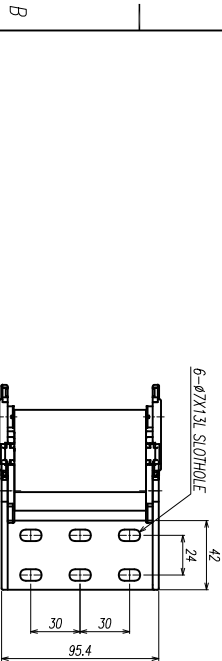
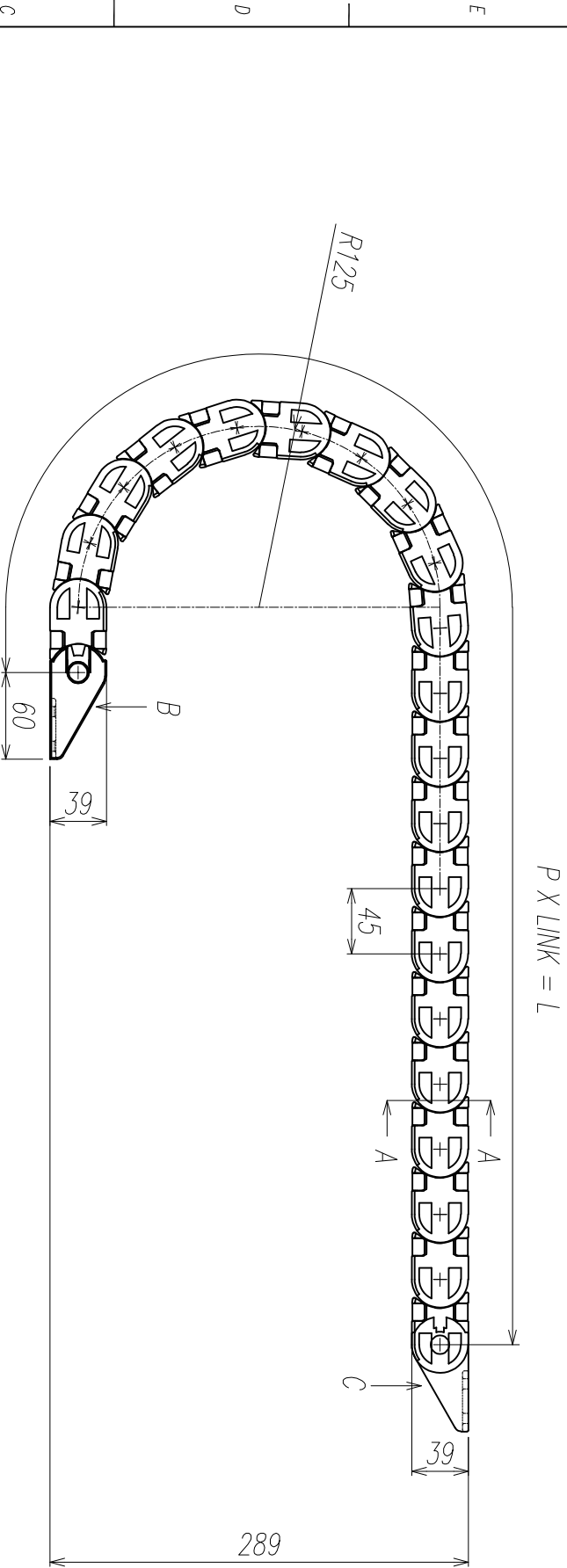


General tolerances												
Machined Constructions (DIN EN ISO 13920-B)						Machining (DIN 7168-m)						
2	30	120	400	1000	2000	0.5	3	6	30	120	400	
30	120	400	1000	2000	4000	3	6	30	120	140	1000	
±1	±2	±2	±3	±4	±6	±0.1	±0.1	±0.2	±0.3	±0.5	±0.8	

기호	일자	반영내역	설계번호	검토	승인
MARK	DATE	DETAIL OF REVISION(CO.ZONE)	E.C.NO.	DSW	CHK APP
△	-	-			
△	-	-			
△	-	-			



VIEW B

VIEW C

SECTION A-A (S=1:1)

FIX BRACKET(S=1:1)

MOVE BRACKET(S=1:1)

제출 NO.	제출 DESCRIPTION	제출 SIZE	제출 MATERIAL	제출 UNIT	제출 TOTAL	제출 PERMANENT	제출 TOTAL	제출 REMARKS
CUSTOMER								
제출 APP	제출 NH-NUM	제출 TITLE	KCBASE-R125-W80-ESP-L					
제출 CHK	제출 NH-NUM	제출 DATE	-					
제출 DATE	제출 NH-NUM	제출 DATE	23.10.23					
제출 DATE	제출 NH-NUM	제출 DATE	23.10.23					
KBBE Co., Ltd.								
제출 DATE	제출 NH-NUM	제출 DATE	23.10.23					
제출 DATE	제출 NH-NUM	제출 DATE	23.10.23					