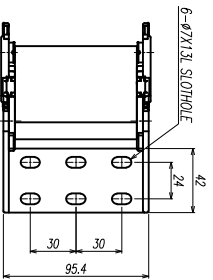
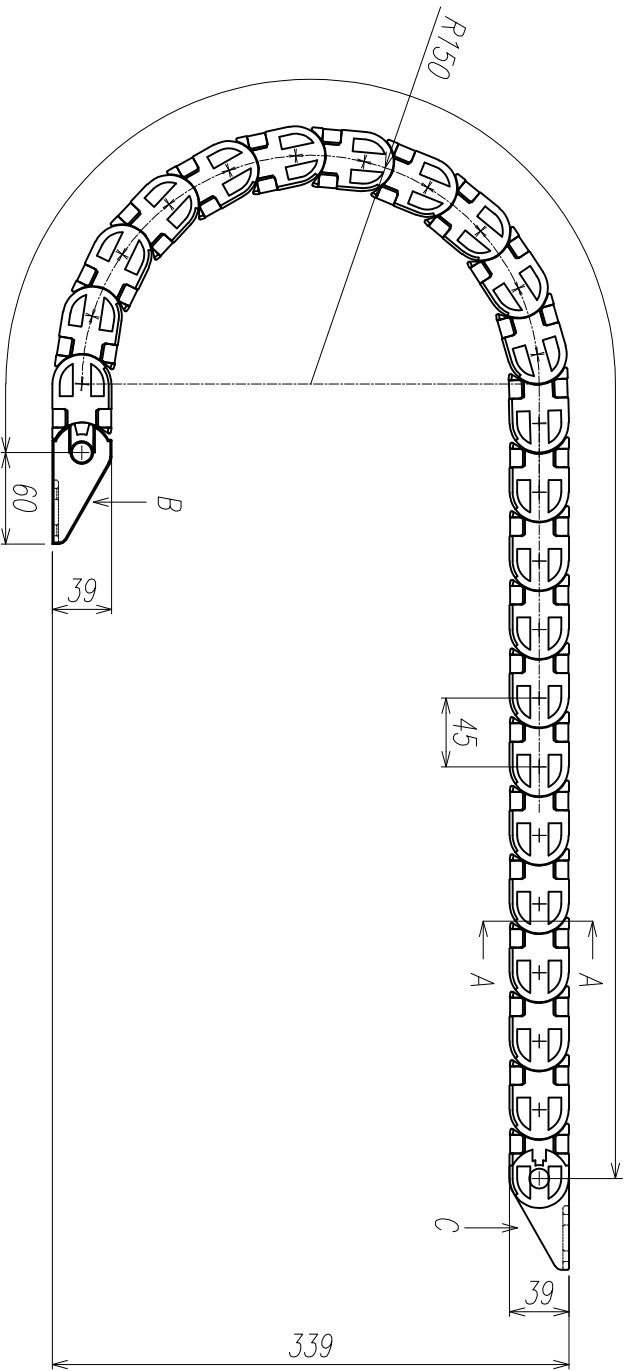


General tolerances											
Machined Constructions (DIN EN ISO 13920-B)						Machining (DIN 7168-m)					
2	30	120	400	1000	2000	0.5	3	6	30	120	400
30	120	400	1000	2000	4000	3	6	30	120	140	1000
±1	±2	±2	±3	±4	±6	±0.1	±0.1	±0.2	±0.3	±0.5	±0.8

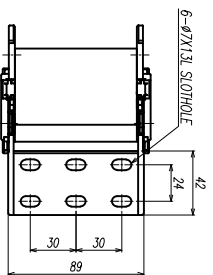
기호	일자	DETAIL OF REVISION (C ZONE)	설계번호	설계	검토	승인
MARK	DATE		E.C. NO.	DSW	CHK	APP
△	-	-				
△	-	-				
△	-	-				

P X LINK = L



VIEW B

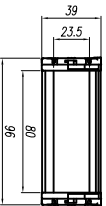
FIX BRACKET(S=1:1)



VIEW C

MOVE BRACKET(S=1:1)

SECTION A-A (S=1:1)



제출		수령		제출		수령		제출		수령		제출		수령	
NO.	DESCRIPTION	SIZE	MATERIAL	UNIT	TOTAL	REMARKS	NO.	DESCRIPTION	SIZE	MATERIAL	UNIT	TOTAL	REMARKS	NO.	DESCRIPTION
CUSTOMER															
KBBE Co., Ltd.															
KBBE-RI-SO-WBO-ESP															
제출	수령	제출	수령	제출	수령	제출	수령	제출	수령	제출	수령	제출	수령	제출	수령
APP	23.10.03	DATE	23.10.03	DATE	23.10.03	DATE	23.10.03	DATE	23.10.03	DATE	23.10.03	DATE	23.10.03	DATE	23.10.03
CHK	23.10.03	DATE	23.10.03	DATE	23.10.03	DATE	23.10.03	DATE	23.10.03	DATE	23.10.03	DATE	23.10.03	DATE	23.10.03
DES	23.10.03	DATE	23.10.03	DATE	23.10.03	DATE	23.10.03	DATE	23.10.03	DATE	23.10.03	DATE	23.10.03	DATE	23.10.03
KBBE Co., Ltd.															
SCALE															
N/S															
REVISION															
1 of 1															
SIZE															
A3															
SHEET															
1 of 1															
SCALE															
N/S															