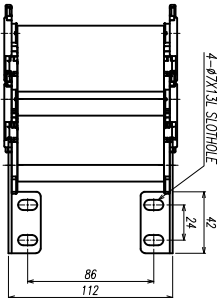
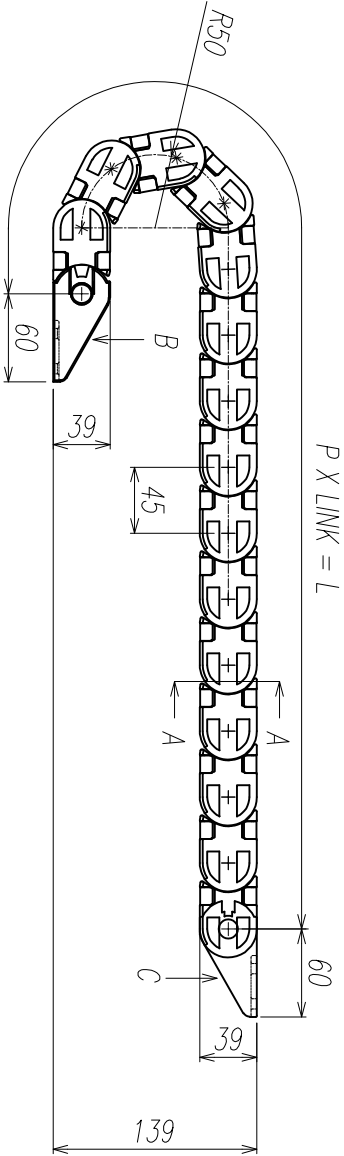
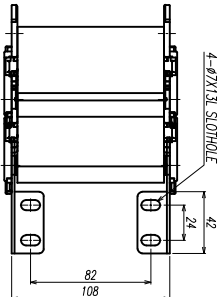


General tolerances											
Machined Constructions (DIN EN ISO 13920-B)						Machining (DIN 7168-m)					
2	30	120	400	1000	2000	0.5	3	6	30	120	400
30	120	400	1000	2000	4000	3	6	30	120	140	1000
±1	±2	±2	±3	±4	±6	±0.1	±0.1	±0.2	±0.3	±0.5	±0.8

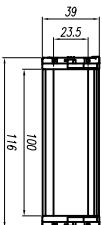
기호	일자	반영내역	설계번호	검토	승인
MARK	DATE	DETAIL OF REVISION(ZONE)	E.C. NO.	DSW	CHK
△	-	-			
△	-	-			
△	-	-			



FIX BRACKET(S=1:1)



MOVE BRACKET(S=1:1)



SECTION A-A (S=1:1)

제출	수령	제출	수령	제출	수령	제출	수령	제출	수령
NO.	DESCRIPTION	SIZE	MATERIAL	UNIT	TOTAL	REMARK	TOTAL	REMARK	TOTAL
CUSTOMER									
KCB&E-160-W100-EST									
제출	수령	제출	수령	제출	수령	제출	수령	제출	수령
APP	23.10.03	DATE	23.10.03	DATE	23.10.03	DATE	23.10.03	DATE	23.10.03
CHK		CHK		CHK		CHK		CHK	
DES		DES		DES		DES		DES	
REV		REV		REV		REV		REV	
KBBE Co., Ltd.									
SCALE									
N/S									
REMARKS									