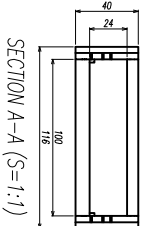
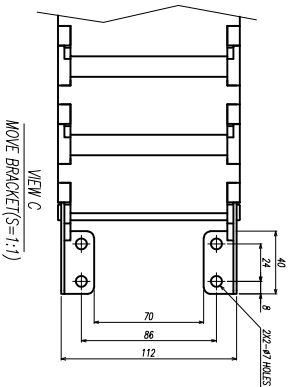
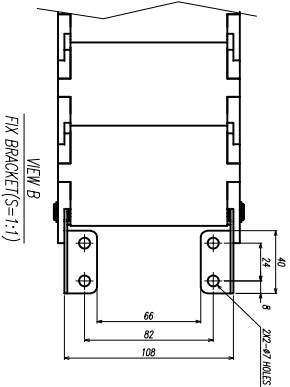
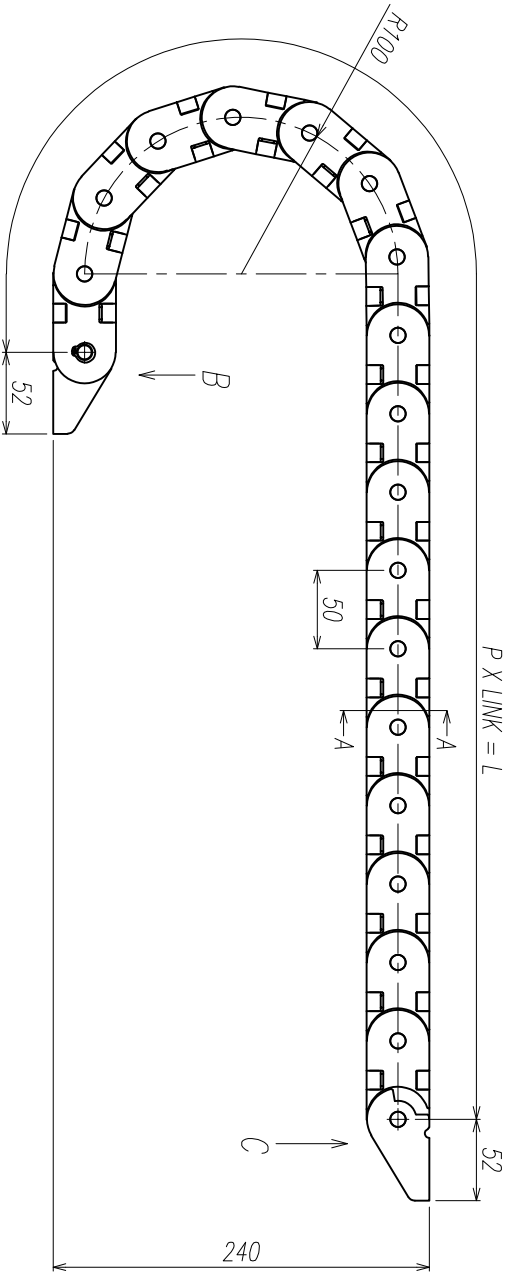


General tolerances											
Machined Constructions (DIN EN ISO 13920-B)						Machining (DIN 7168-m)					
2	30	120	400	1000	2000	0.5	3	6	30	120	400
30	120	400	1000	2000	4000	3	6	30	120	140	1000
±1	±2	±2	±3	±4	±6	±0.1	±0.1	±0.2	±0.3	±0.5	±0.8

기호	일자	반영내역	설계번호	검토	승인
MARK	DATE	DETAIL OF REVISION(COZONE)	E.C.NO.	DSW	CHK
△	-	-			
△	-	-			
△	-	-			



CUSTOMER									
NO.	DESCRIPTION	SIZE	MATERIAL	UNIT	TOTAL	REMARK	SCALE		
8 YARD	24.02.19	W1000-R100-W100							
25	24.02.19	DSW							
25	24.02.19	CHK							
25	24.02.19	DSW							
25	24.02.19	CHK							
KBBE Co., Ltd.									
REVISION									
24.02.19									
N/S									