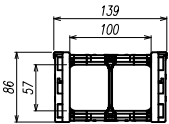
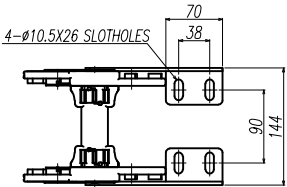


General Tolerances											
Welded Constructions (DIN EN ISO 13920-B)						Machining (DIN 7168-m)					
2 ~ 30	30 ~ 120	120 ~ 400	400 ~ 1000	1000 ~ 2000	2000 ~ 4000	0.5 ~ 3	3 ~ 6	6 ~ 30	30 ~ 120	120 ~ 140	400 ~ 1000
±1	±2	±2	±3	±4	±6	±0.1	±0.1	±0.2	±0.3	±0.5	±0.8

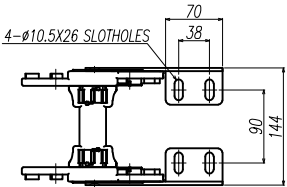
기호 MARK	일자 DATE	변경내역 DETAIL OF REVISION(E.C.ZONE)	설계번호 E.C NO.	설계 DGN	검토 CHK	승인 APP
△0	-	-				
△1	-	-				
△2	-	-				



SECTION A-A (S=1:1)



VIEW B
FIX BRACKET(S=1:1)



VIEW C
MOVE BRACKET(S=1:1)

도면 NO.	품명 DESCRIPTION	차수 SIZE	재질 MATERIAL	UNIT QTY (수량)	TOTAL W.T (중량)	PER UNIT TOTAL	비고 REMARKS
CUSTOMER & YARD		-					
승인 APP	N.H KIM "24.02.16	영역 TITLE	KC091-R125-W100-EBST				②
검토 CHK		도면번호 DWG NO.	-				SHEET 1 of 1
설계 DGN	N.H KIM "24.02.16	KBBE Co.,Ltd.				SCALE N/S	
제도 DWG	T.I KIM "24.02.16						