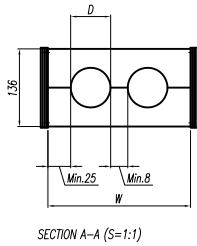
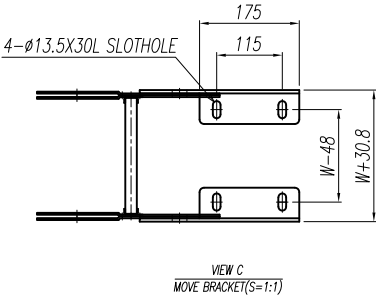
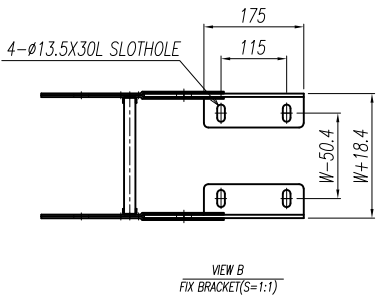


General Tolerances											
Welded Constructions (DIN EN ISO 13920-B)						Machining (DIN 7168-m)					
2 ~ 30	30 ~ 120	120 ~ 400	400 ~ 1000	1000 ~ 2000	2000 ~ 4000	0.5 ~ 3	3 ~ 6	6 ~ 30	30 ~ 120	120 ~ 140	400 ~ 1000
±1	±2	±2	±3	±4	±6	±0.1	±0.1	±0.2	±0.3	±0.5	±0.8

기호 MARK	일자 DATE	변경내역 DETAIL OF REVISION(E.C.ZONE)	설계번호 E.C NO.	설계 DGN	검토 CHK	승인 APP
△	-	-				
▽	-	-				
◇	-	-				



도면 NO.	품명 DESCRIPTION	치수 SIZE	재질 MATERIAL	UNIT	TOTAL	PER UNIT	TOTAL	비고 REMARKS
				Q.TY (수량)		W.T (중량)		
CUSTOMER & YARD		-						
승인 APP	N.H KIM '24.02.19	명 칭 TITLE	KSH180-R300					◎
검토 CHK	N.H KIM '24.02.19	도면번호 DWG NO.	-				SHEET 1 of 1	SIZE A3
설계 DGN		KBBE Co.,Ltd.						SCALE N/S
제도 DRW	T.I KIM '24.02.19							⚠